



# Bus Service from Smithsonian

**LEGEND** schematic map not to scale

**Rail Lines**

- MetroRail Station and Line
- Commuter Railroad Transfer Points

**Map Symbols**

- Airport
- Hospital
- College/University
- Other Point of Interest

**Metrobus Routes**

- 52 Metrobus Frequent Route Branch (Less frequent service. Times vary by route.)

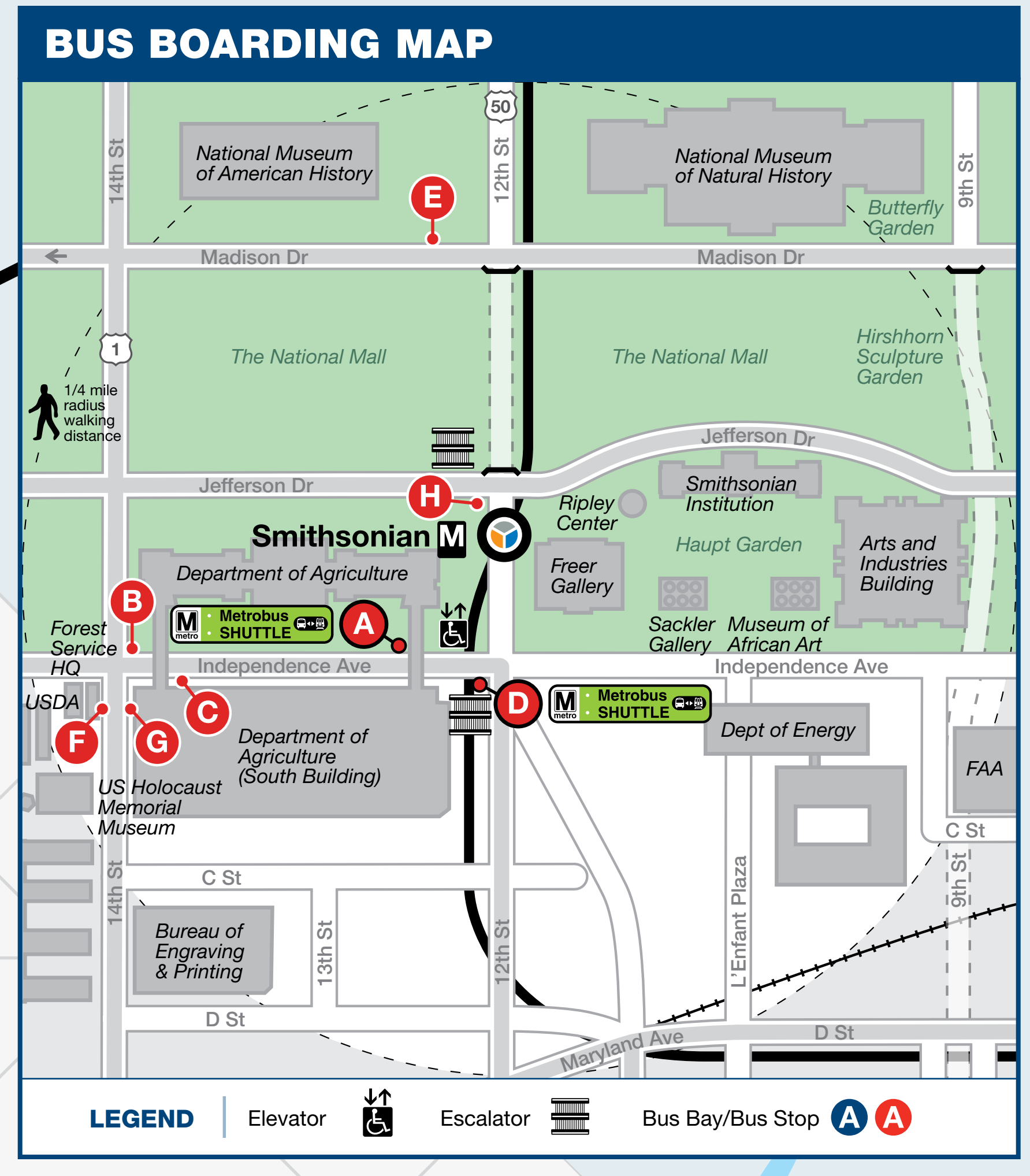
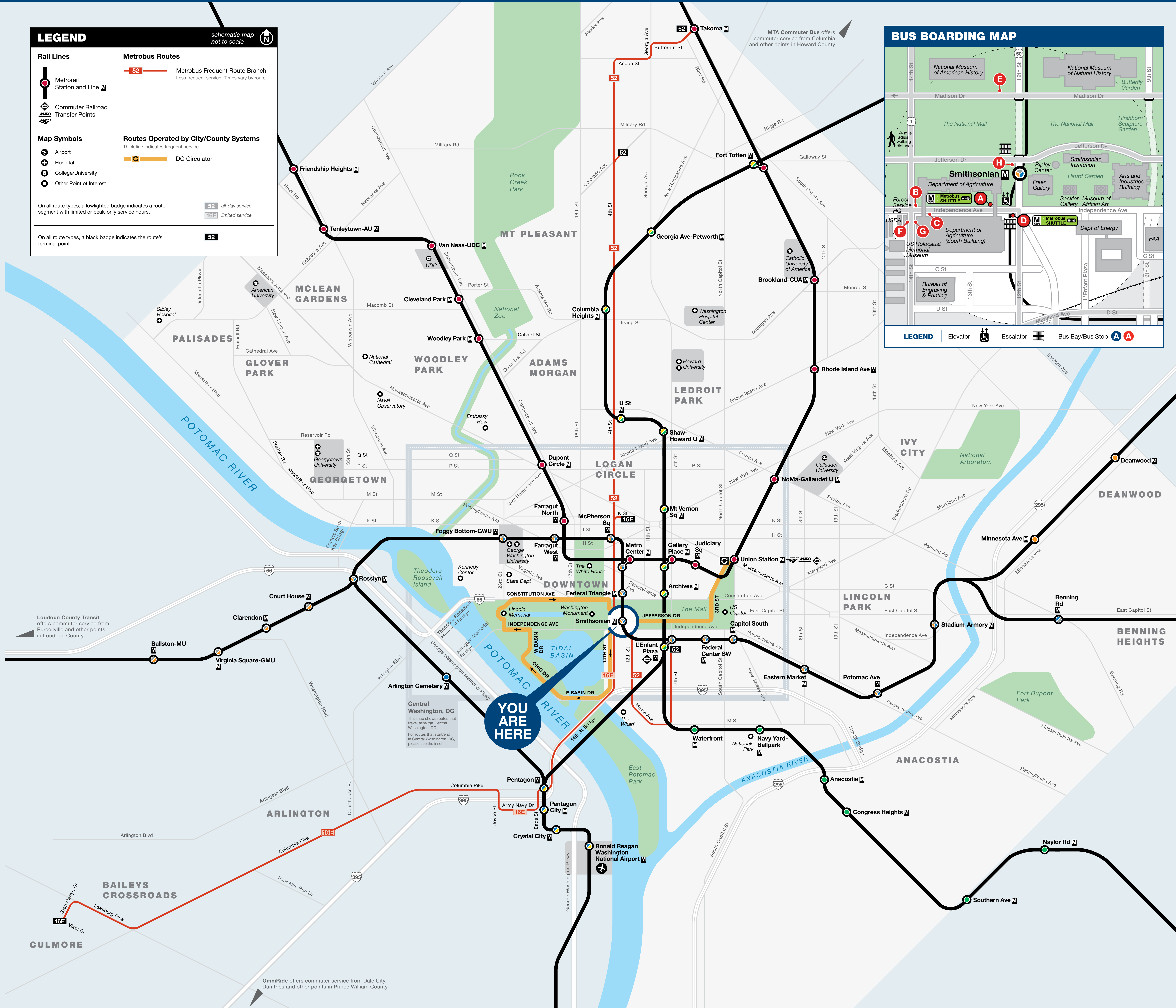
**Routes Operated by City/County Systems**

- DC Circulator

On all route types, a lowlighted badge indicates a route segment with limited or peak-only service hours.

On all route types, a black badge indicates the route's terminal point.

16E all-day service  
16E limited service  
52



## BUS SERVICE AND BOARDING LOCATIONS

The table shows approximate minutes between buses; check schedules for full details.

ROUTE	DESTINATION	BOARD AT BUS STOP	AM RUSH	MIDDAY	PM RUSH	EVENING	SATURDAY DAY	SATURDAY EVENING	SUNDAY DAY	SUNDAY EVENING
<b>COLUMBIA PIKE LINE</b>										
16E	Franklin Square	G	--	--	--	30*	30**	30*	30**	30*
16E	Culmore via Pentagon City	F	--	--	--	30*	30**	30*	30**	30*
<b>14TH STREET LINE</b>										
52	L'Enfant Plaza	C, D	12	16	12-16	20	20	20	24	20-24
52	14th St & Colorado Ave NW	A, B	12	16	12-16	20	20	20	24	20-24
52	Takoma	A, B	16-20	--	--	20*	20**	20*	24-30**	20-30
<b>DC CIRCULATOR</b>										
C	National Mall	E	10	10	10	10*	10	10*	10	10*
C	Union Station	H	10	10	10	10^	10	10^	10	10^

### LCT - LOUDOUN COUNTY TRANSIT

For boarding information and bus service frequency go to [loudoun.gov/bus](http://loudoun.gov/bus)

### MTA COMMUTER BUS

For boarding information and bus service frequency go to [mta.maryland.gov/commuter-bus](http://mta.maryland.gov/commuter-bus)

### OMNIRIDE

For boarding information and bus service frequency go to [omniride.com](http://omniride.com)



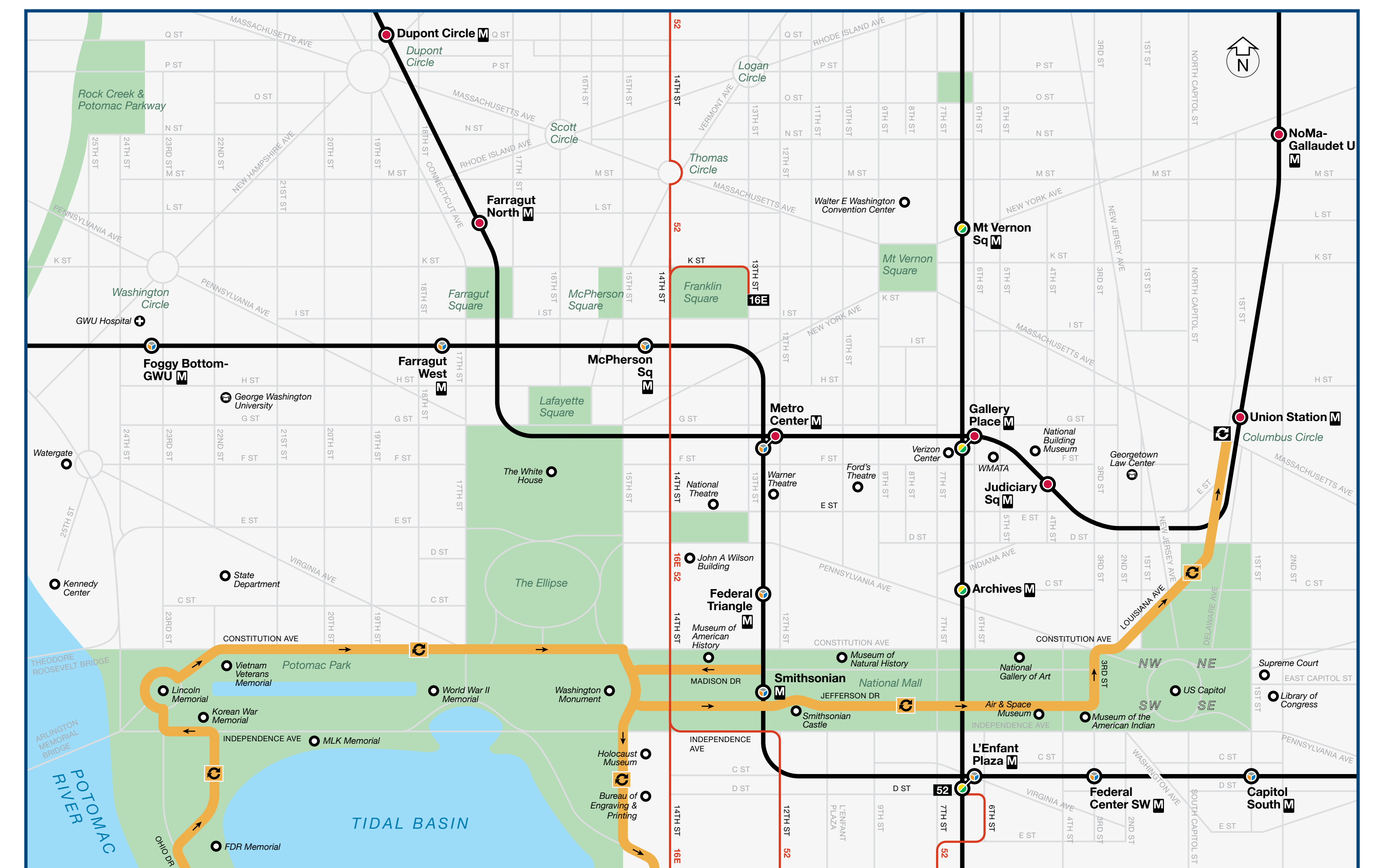
During track work and/or rail shutdown events, this bus stop will also be served by Metro shuttle buses.

To Federal Triangle: A  
To L'Enfant Plaza: D

**NOTE:** The lettered red discs in the table and on the boarding map identify bus stops near this station. The letters ARE NOT displayed at the actual bus stops.

- \* Late night trips only.
- \*\* Early morning trips only.
- Service ends at 8 pm.
- ^ Service ends at 9 pm.

## CENTRAL WASHINGTON DC



September 2021

information [wmata.com](http://wmata.com) | PHONE 202-637-7000 | TTY 202-638-3780

busETA and General Inquiries

Para busETA y información general, llame al 202-637-7000 (TTY 202-638-3780) o visite [wmata.com](http://wmata.com).

정보나 busETA 또는 언어 지원 관련 문의는 202-637-7000 (TTY 202-638-3780) 으로 전화하십시오. 스페인어 문의는 T를 누르고, 기타 언어 관련 문의는 888을 누른 후 5를 누르십시오. 또는 [wmata.com](http://wmata.com) 을 방문하십시오.

**metroAlerts**

Sign up today at [wmata.com/MetroAlerts](http://wmata.com/MetroAlerts)

Metro is accessible.  
Metro es accesible.  
메트로는 접근 가능합니다.

